



The**Retail**Coach®

HEB

Mobile Data Survey

TAYLOR, TEXAS



Prepared for City of Taylor, TX
January 1, 2022 - December 31, 2022

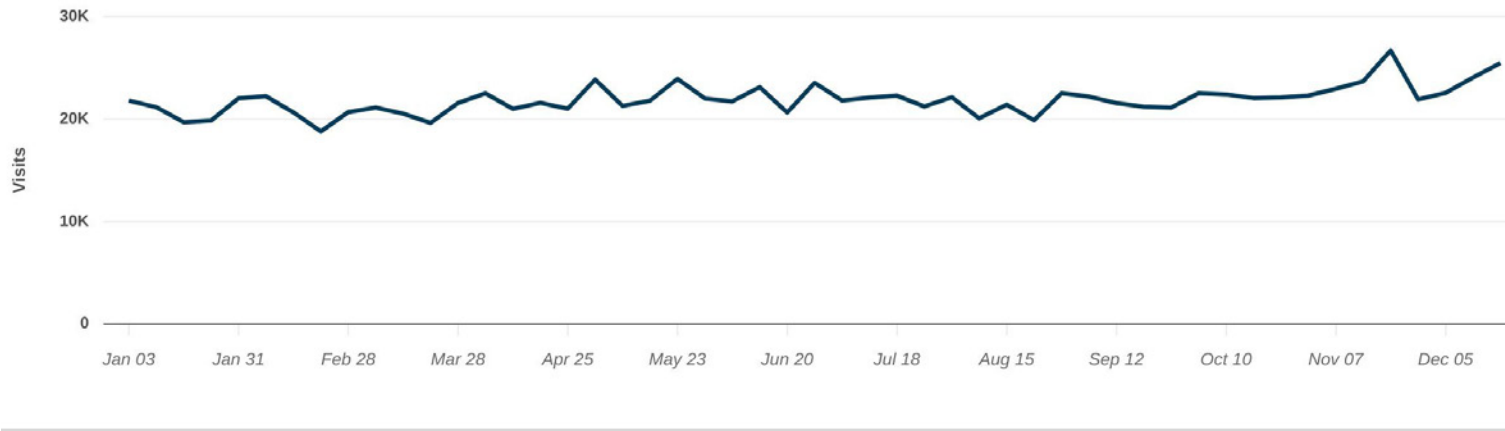
HEB • Mobile Data Analysis

Taylor, Texas • January 1, 2022 - December 31, 2022



Est. # of Visits	1.1M
Est. # of Customers	127.1K
Visit Frequency	9.01
Average Dwell Time	34 Minutes

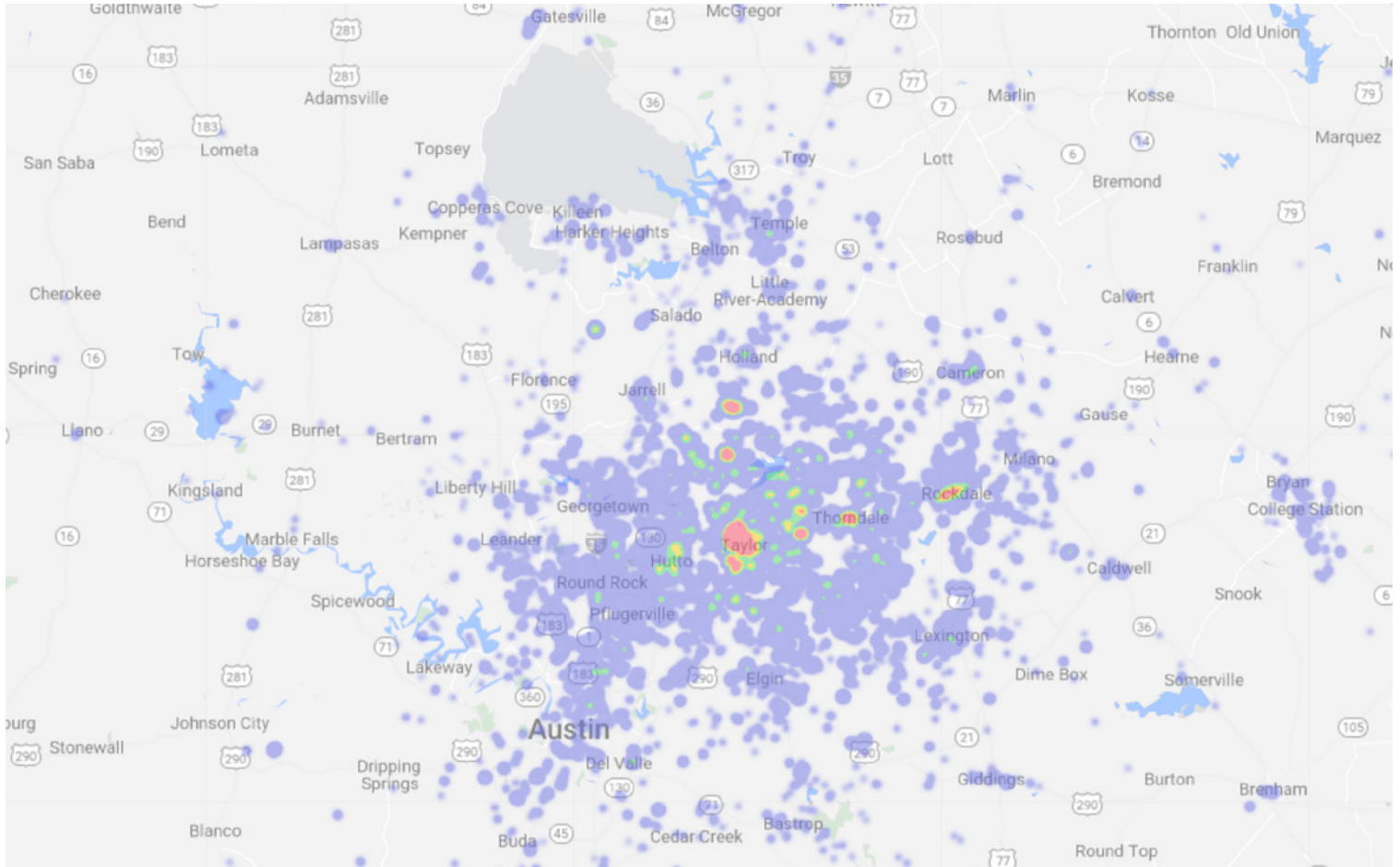
Visit Trend



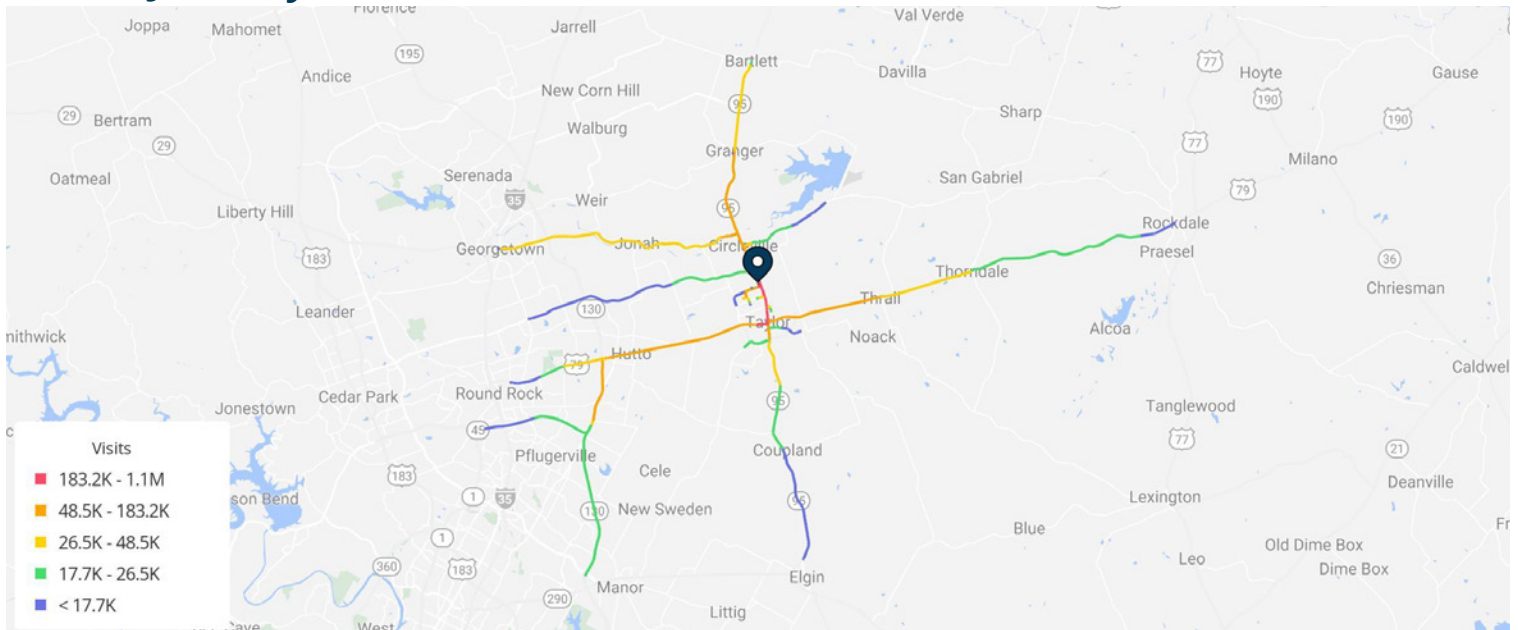
HEB • Mobile Data Analysis

Taylor, Texas • January 1, 2022 - December 31, 2022

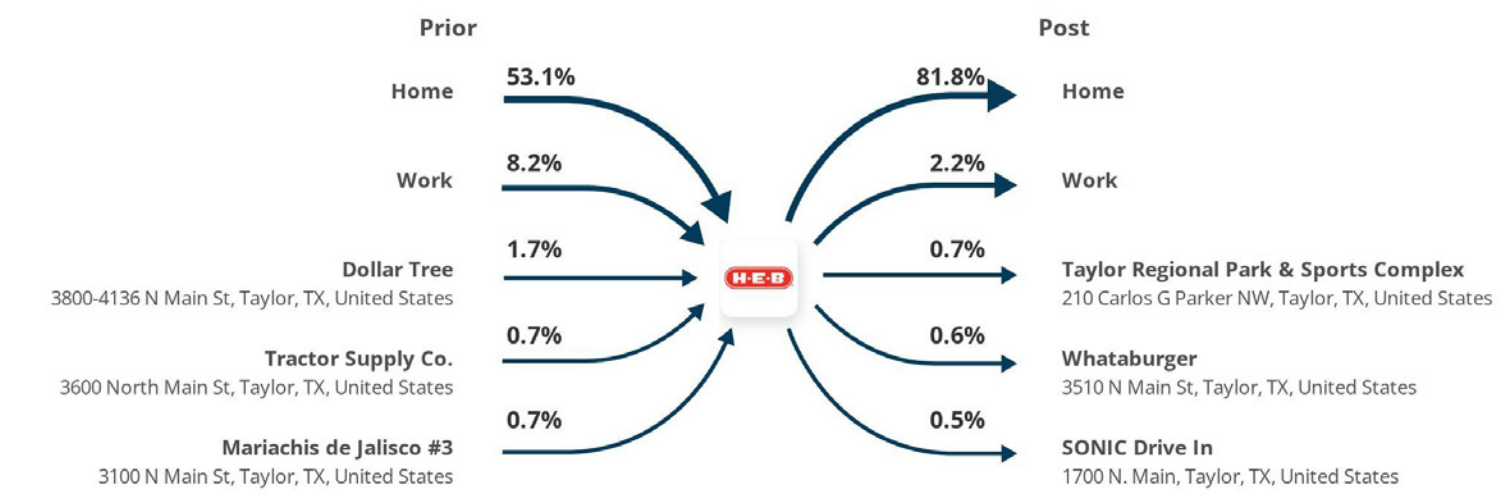
Trade Area - Home Locations



Visitor Journey - Routes



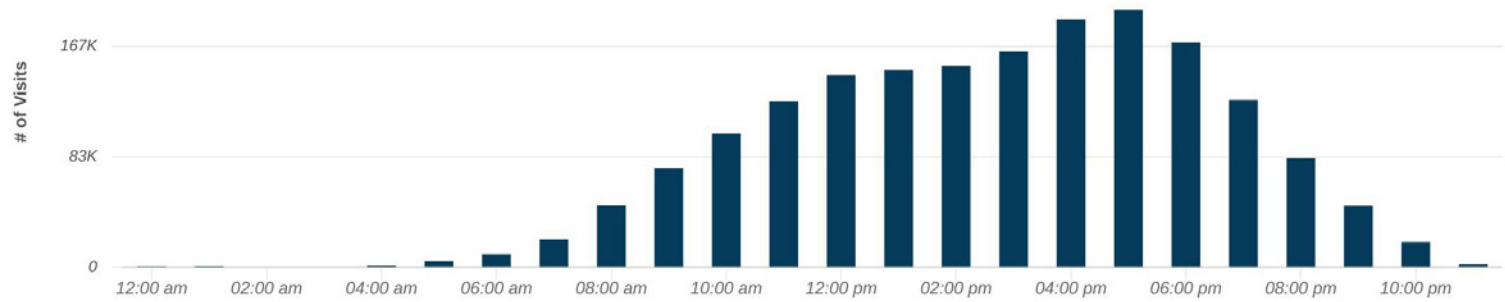
Customer Journey



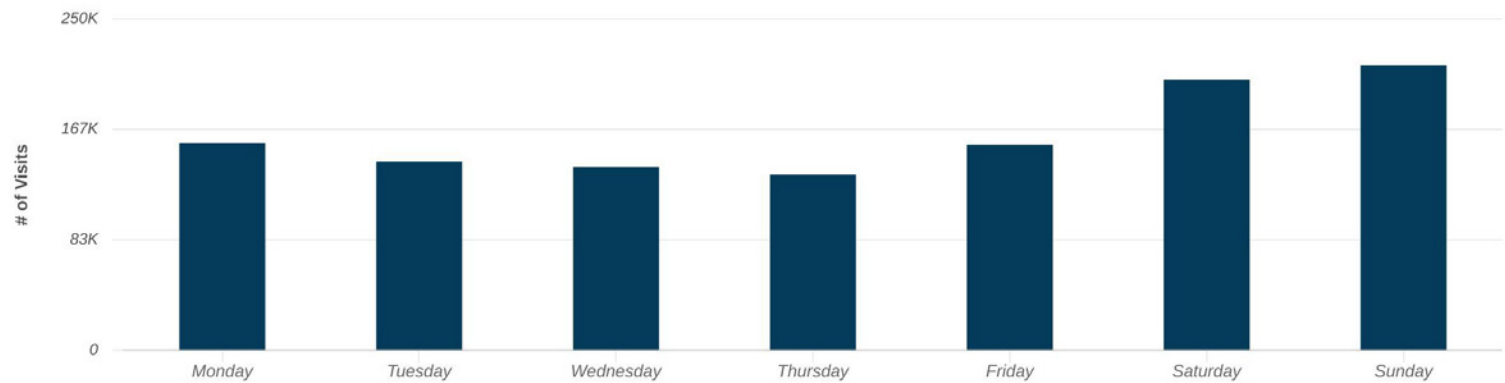
Favorite Places

Rank	Name	Distance	Visitors
1	Hanson's Corner / 600 W Hwy 79, Hutto, TX 78634	9.3 mi	65.6K (51.6%)
2	Stone Hill Town Center / 500 Limestone Commercial Dr, Pflugerville, TX 78660	14.1 mi	60.5K (47.6%)
3	La Frontera Village / 2601 La Frontera Blvd, Round Rock, TX 78681	17.6 mi	56.9K (44.8%)
4	Taylor Plaza / 3114 N Main St, Taylor, TX 76574	0.7 mi	50.8K (40%)
5	Wolf Ranch Town Center / 1015 W University Ave, Georgetown, TX 78628	16.6 mi	42K (33%)
6	Round Rock Premium Outlets / 4401 N Interstate Hwy, Round Rock, TX 78664	16.4 mi	41.7K (32.8%)
7	University Oaks Shopping Center / 201 University Oaks Blvd, Round Rock, TX 78665	16.4 mi	40.4K (31.8%)
8	Whataburger / 3510 N Main St, Taylor, TX 76574	0.3 mi	37.9K (29.9%)
9	Boardwalk Center / 2601 S I-35 Frontage Rd, Round Rock, TX 78664	17.2 mi	36K (28.3%)
10	Austin-Bergstrom International Airport / 3600 Presidential Blvd, Austin, TX 78719	31.4 mi	32.9K (25.9%)

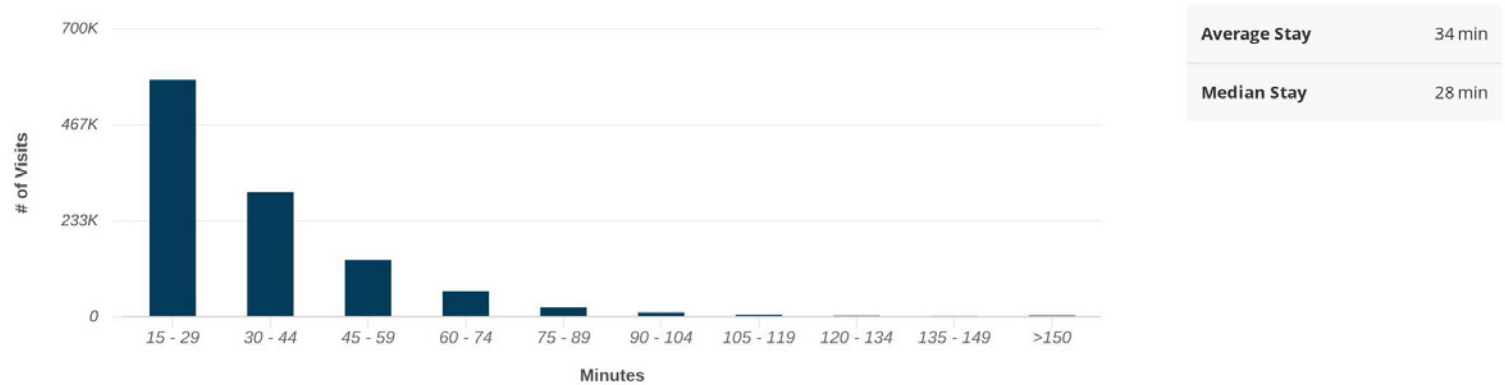
Hourly Visits



Daily Visits



Length of Stay



HEB • Mobile Data Analysis

Taylor, Texas • January 1, 2022 - December 31, 2022

Top Zip Codes

CITY	STATE	ZIP CODE	% OF CUSTOMERS
Taylor	TX	76574	51.38
Thorndale	TX	76577	6.04
Granger	TX	76530	5.66
Rockdale	TX	76567	4.36
Thrall	TX	76578	3.65
Hutto	TX	78634	3.25
Bartlett	TX	76511	3.16
Elgin	TX	78621	1.84
Lexington	TX	78947	1.43
Georgetown	TX	78626	1.38
Coupland	TX	78615	1.24
Pflugerville	TX	78660	0.77
Holland	TX	76534	0.67
Round Rock	TX	78681	0.55
Round Rock	TX	78664	0.54
Cameron	TX	76520	0.46
Buckholts	TX	76518	0.42
Round Rock	TX	78665	0.41
Austin	TX	78753	0.35
Salado	TX	76571	0.35
Manor	TX	78653	0.29
Milano	TX	76556	0.25
Caldwell	TX	77836	0.25
Temple	TX	76502	0.24
Nacogdoches	TX	75962	0.22
Cedar Park	TX	78613	0.20
Mc Dade	TX	78650	0.19
Georgetown	TX	78628	0.19
Leander	TX	78641	0.18
Temple	TX	76501	0.18
Austin	TX	78754	0.18
Belton	TX	76513	0.16
Austin	TX	78728	0.16
Hacienda Heights	CA	91745	0.15
Bastrop	TX	78602	0.15

CITY	STATE	ZIP CODE	% OF CUSTOMERS
Austin	TX	78759	0.15
Austin	TX	78758	0.15
Kyle	TX	78640	0.14
Austin	TX	78729	0.13
Jarrell	TX	76537	0.12
Gatesville	TX	76528	0.12
Palm Beach Gardens	FL	33418	0.12
Austin	TX	78717	0.12
Temple	TX	76504	0.11
Austin	TX	78750	0.10
Dublin	TX	76446	0.09
Georgetown	TX	78633	0.09
Fort Worth	TX	76102	0.09
San Marcos	TX	78666	0.09
Killeen	TX	76541	0.08
Little River Academy	TX	76554	0.08
Williamsport	PA	17701	0.08
Austin	TX	78741	0.07
College Station	TX	77845	0.07
Las Vegas	NM	87701	0.07
Austin	TX	78748	0.07
Artesia	NM	88210	0.06
Fort Bliss	TX	79916	0.06
Georgetown	CO	80444	0.06
Austin	TX	78757	0.06
Austin	TX	78723	0.06
Giddings	TX	78942	0.06
Corpus Christi	TX	78412	0.06
Huntsville	TX	77340	0.06
College Station	TX	77840	0.06
Gautier	MS	39553	0.05
Austin	TX	78744	0.05
Austin	TX	78727	0.05
Smithville	TX	78957	0.05
Houston	TX	77079	0.05

About The Retail Coach®

The Retail Coach is a national retail recruitment and development firm that combines strategy, technology, and creative expertise to develop and deliver high-impact retail recruitment and development plans to local governments, chambers of commerce, economic development organizations and private developers.

Through its unique Retail360® Process, The Retail Coach offers a dynamic system of products and services that better enable communities to maximize their retail development potential.

Retail:360® Process

Providing more than simple data reports of psychographic and demographic trends, The Retail Coach goes well beyond other retail consulting and market research firms' offerings by combining current national and statewide demographics and trend data with real-world, "on-the-ground" information gathered through extensive visits to our clients' communities. Every community is different, and there is no "one size fits all" retail recruitment solution. Compiling the gathered data into client-tailored information packets that are uniquely designed for, and targeted to, specific retailers and restaurants who meet the community's needs help assure our clients that they are receiving the latest and best information for targeted retail recruitment efforts — all with personal service and coaching guidance that continues beyond the initial project scope and timeline.

Our Retail:360® Process assures that communities get timely, accurate and relevant information. Translating that data into the information that retailers need and seek assures our clients even better possibilities for tremendous retail growth and success.



The**Retail**Coach®

ACKNOWLEDGMENTS

The observations, conclusions and recommendations contained in this study are solely those of The Retail Coach, LLC and should not be construed to represent the opinions of others, including its clients, or any other entity prior to such entity's express approval of this study.

All information furnished is from sources deemed reliable and is submitted subject to errors, omissions, change of terms and/or conditions.

Sources used in completing this study include: infoUSA™, Applied Geographic Solutions, Environics Analytics, ESRI, U.S. Census Bureau, Economy.com, Placer.AI, Spatial Insights Inc., Urban Land Institute, CensusViewer.com, International Council of Shopping Centers, and/or U.S. Bureau of Labor and Statistics. To better represent current data, where applicable, portions of estimated actual sales may be calculated using an average sales per square foot model. Mapping data is provided by Google, Nielsen, ESRI and/or Microsoft Corporation.

All information furnished is from sources deemed reliable and is submitted subject to errors, omissions, change of terms and/or conditions.